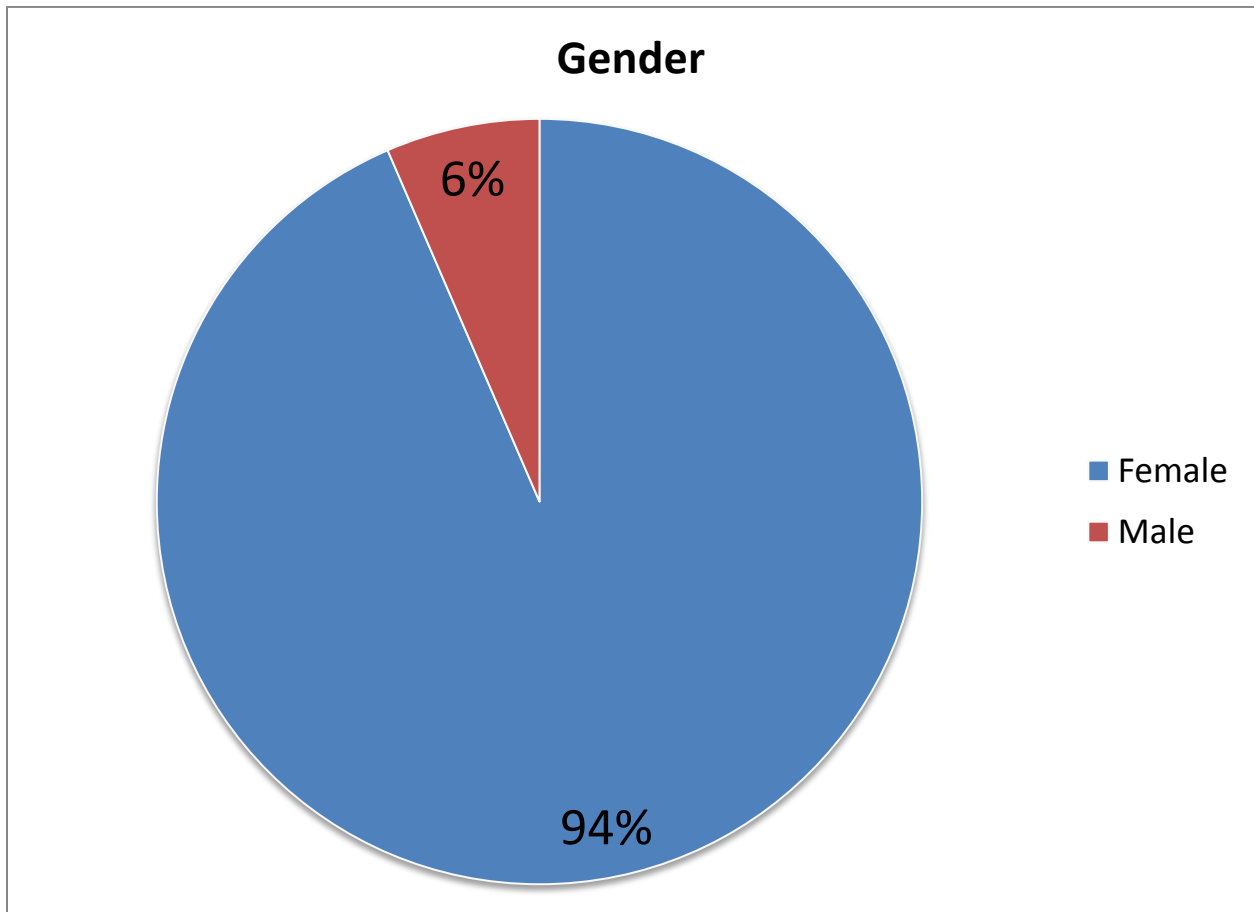


# LAPEN Registry Analysis Results

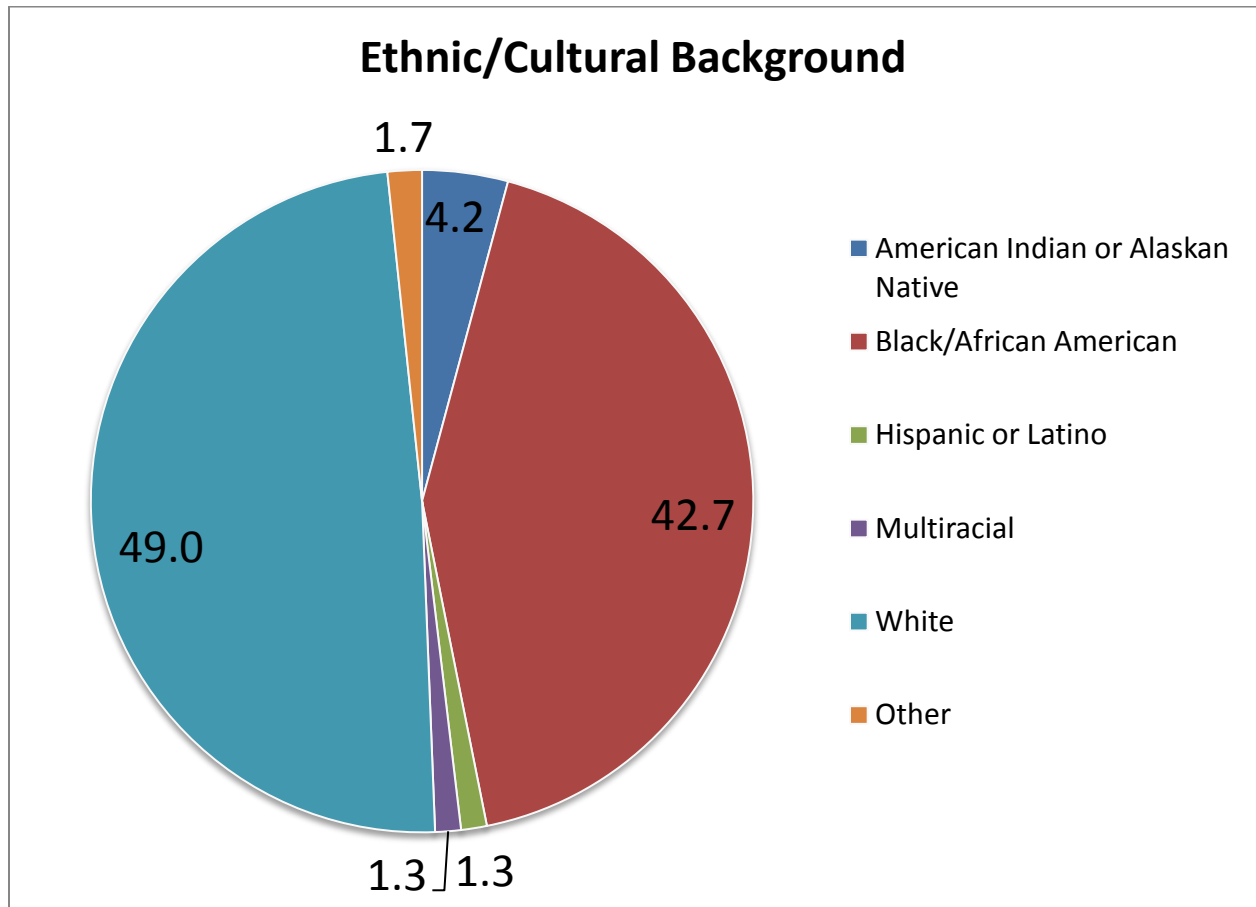
8/31/2012

## Demographics:

Gender	N	%
Female	216	93.5
Male	15	6.5
<b>Total</b>	<b>231</b>	<b>100</b>



<b>Ethnic Cultural Background</b>	<b>N</b>	<b>%</b>
American Indian or Alaskan Native	10	4.2
Black/African American	102	42.7
Hispanic or Latino	3	1.3
Multiracial	3	1.3
White	117	49.0
Other	4	1.7
<b>Total</b>	<b>239</b>	<b>100.0</b>



<b>Language</b>	<b>N</b>	<b>%</b>
English	228	95.0
French	3	1.3
Chinese	0	0.0
Vietnamese	0	0.0
Korean	0	0.0
Spanish	5	2.1

\*Note: Percentages do not equal 100 because participants could check all that apply

<b>Highest Level of Education</b>	<b>N</b>	<b>%</b>
Associate degree/community technical school	30	12.5
Bachelor's	57	23.8
Doctorate	14	5.8
GED/high school diploma	12	5.0
Master's	127	52.9
<b>Total</b>	<b>240</b>	<b>100.0</b>

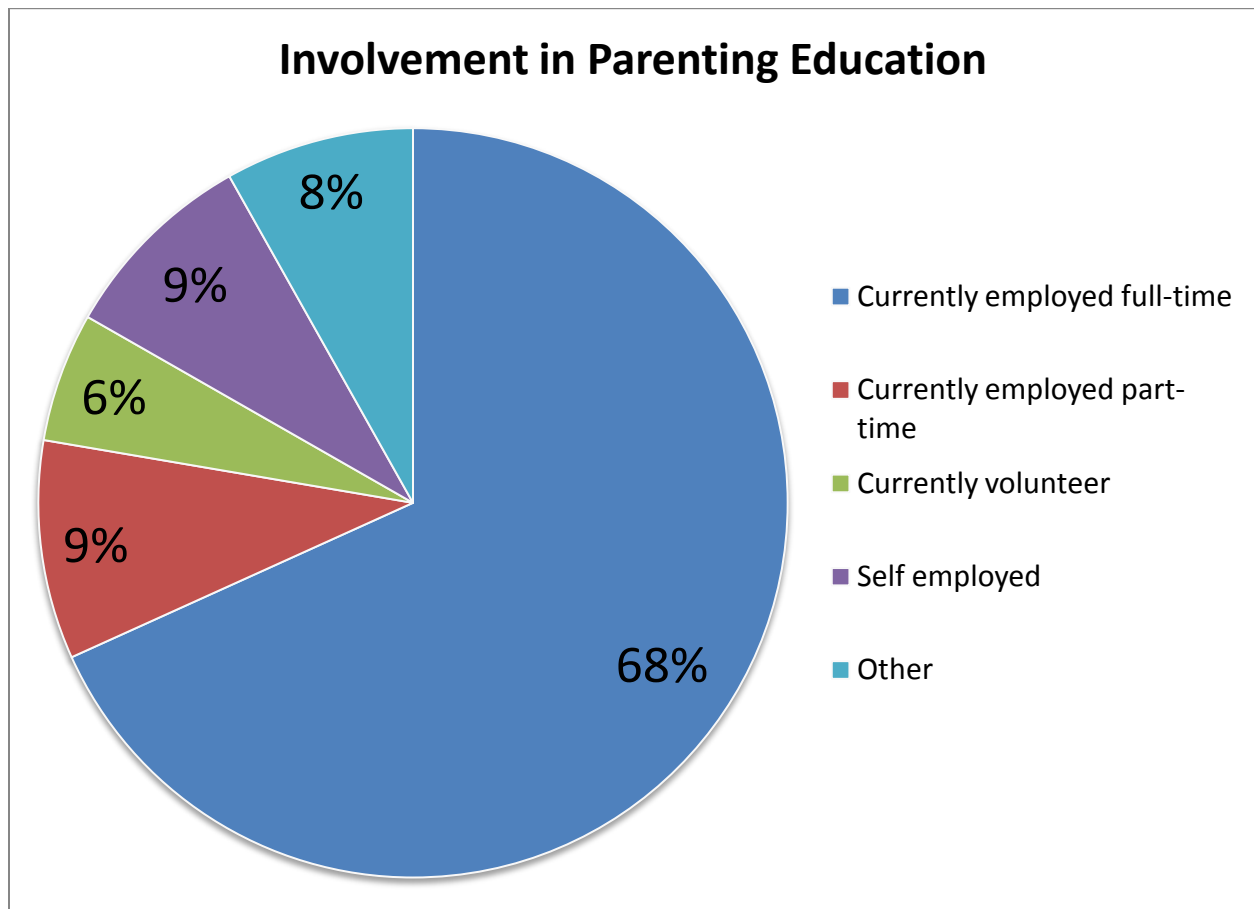
<b>City</b>	<b>N</b>	<b>%</b>
Alexandria	4	1.7
Algiers	1	0.4
Amite	2	0.8
Angie	1	0.4
Baker	2	0.8
Bastrop	1	0.4
Batchelor	1	0.4
Baton Rouge	39	16.3
Belle Chasse	2	0.8
Bernice	1	0.4
Bogalusa	2	0.8
Bossier City	1	0.4
Breaux Bridge	5	2.1
Carencro	1	0.4
Coushatta	2	0.8
Covington	2	0.8
Crowley	3	1.3
DeQuincy	1	0.4
Denham Springs	4	1.7
Folsom	1	0.4
Franklinton	2	0.8
Gonzales	2	0.8
Greensburg	1	0.4
Greenwell Springs	1	0.4
Hammond	1	0.4

Harvey	1	0.4
Houma	2	0.8
Independence	1	0.4
Jackson	1	0.4
Jennings	1	0.4
Lafayette	8	3.3
Lake Charles	4	1.7
Lake		
Providence	3	1.3
Livingston	1	0.4
Luling	2	0.8
Mandeville	1	0.4
Mansfield	1	0.4
Many	2	0.8
Marksville	1	0.4
Metairie	6	2.5
Monroe	16	6.7
Morganza	1	0.4
Natchitoches	1	0.4
New Iberia	3	1.3
New Orleans	48	20.0
New Roads	2	0.8
Oak Grove	1	0.4
Oberlin	1	0.4
Opelousas	2	0.8
Pearl River	1	0.4
Plaquemine	1	0.4
Prairieville	1	0.4
Rayne	1	0.4
Rayville	1	0.4
Robert	9	3.8
Rougon	1	0.4
Ruston	5	2.1
Shreveport	3	1.3
Slidell	4	1.7
Springfield	1	0.4
St Martinville	1	0.4
St. Francisville	6	2.5
St. Gabriel	1	0.4
Sterlington	1	0.4
Sulphur	1	0.4
Thibodaux	2	0.8
Wakefield	1	0.4
West Monroe	4	1.7
Winnsboro	1	0.4
Zachary	1	0.4

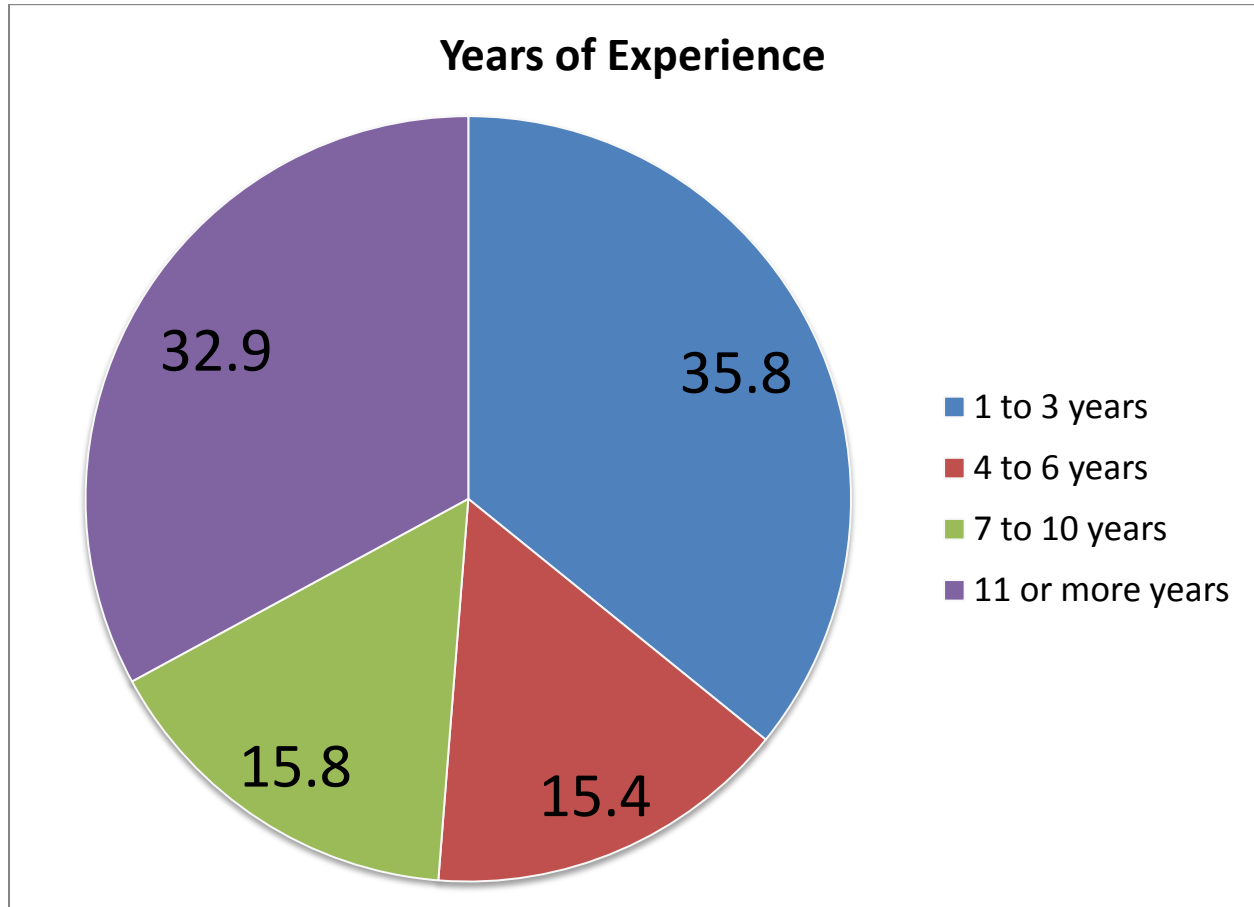
---

**Professional Characteristics:**

<b>Involvement in Parenting Education</b>	<b>N</b>	<b>%</b>
Currently employed full-time	159	68.2
Currently employed part-time	22	9.4
Currently volunteer	13	5.6
Self employed	20	8.6
Other	19	8.2
<b>Total</b>	<b>233</b>	<b>100</b>




<b>Years of Experience</b>	<b>N</b>	<b>%</b>
1 to 3 years	86	35.8
4 to 6 years	37	15.4
7 to 10 years	38	15.8
11 or more years	79	32.9
<b>Total</b>	<b>240</b>	<b>100</b>



<b>Professional Credentials/Certifications or Licenses</b>	<b>N</b>	<b>%</b>
Certified Family Life Educator	6	2.5
Certified in Family and Consumer Sciences	3	1.3
Certified Child Development Associate (CDA)	16	6.7
Licensed Social Worker	60	25.0
Early Childhood Intervention Specialist Certification	12	5.0
Licensed Professional Counselor	8	3.3
Licensed in Marriage and Family Therapist (LMFT)	4	1.7
Teacher Certification	35	14.6
RN License	8	3.3
LPN License	1	0.4
AP Registered Nurse	0	0.0
Certified/Licensed Psychologist	3	1.3
Certified/Credentialed in a specific parenting curriculum/program	32	13.3
Other	28	11.7

\*Note: Percentages do not equal 100 because participants could check all that apply



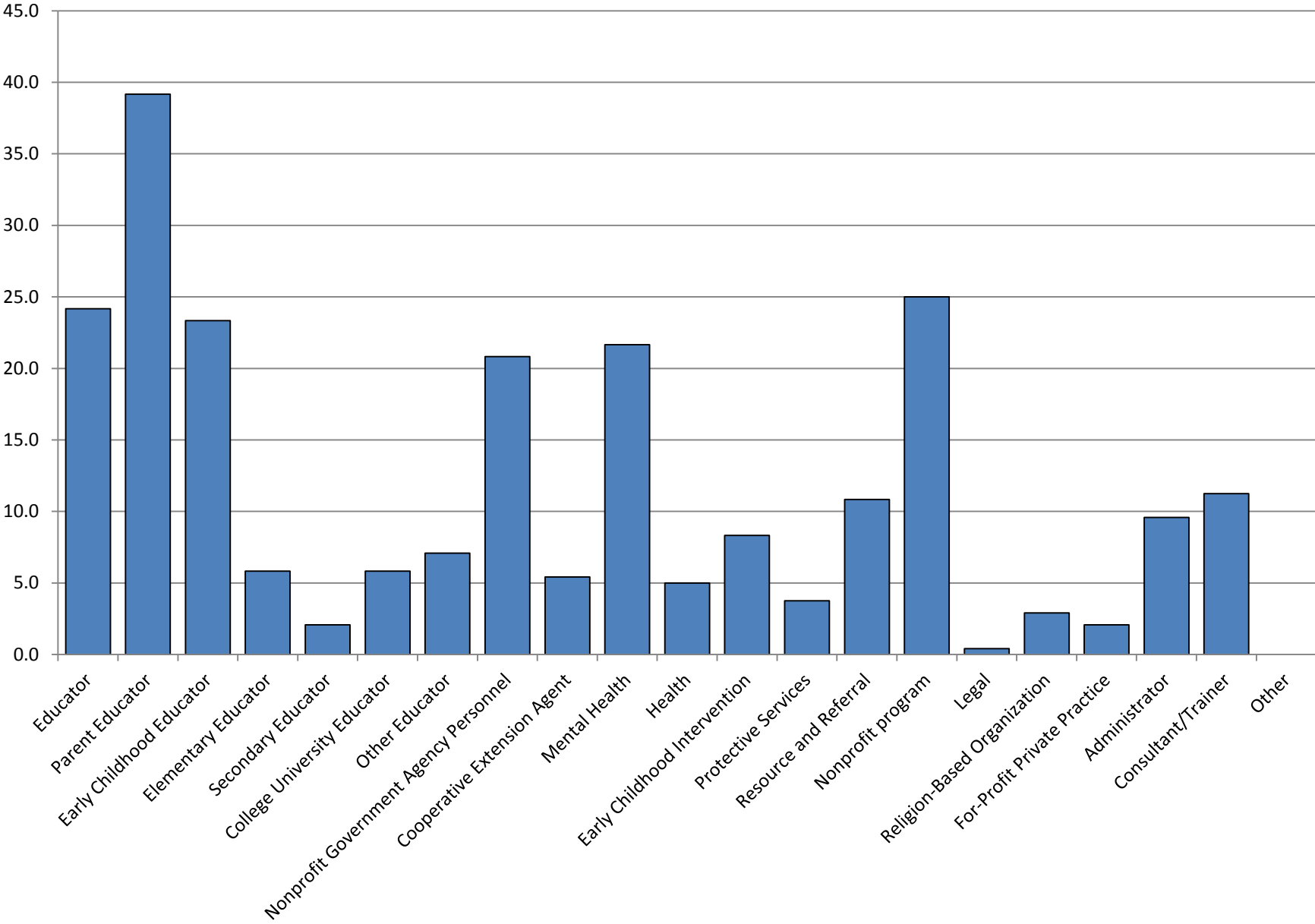
\*Note: Percentages do not equal 100 because participants could check all that apply

<b>Primary Profession</b>	<b>N</b>	<b>%</b>
Educator	58	24.2
Parent Educator	94	39.2
Early Childhood Educator	56	23.3
Elementary Educator	14	5.8
Secondary Educator	5	2.1
College University Educator	14	5.8
Other Educator	17	7.1
Nonprofit Government Agency Personnel	50	20.8
Cooperative Extension Agent	13	5.4
Mental Health Health	52	21.7
Early Childhood Intervention	12	5.0
Protective Services	20	8.3
Resource and Referral	9	3.8
Nonprofit program	26	10.8
Legal	60	25.0
Religion-Based Organization	1	0.4
For-Profit Private Practice	7	2.9
Administrator	5	2.1
Consultant/Trainer	23	9.6
Other	27	11.3
	0	0.0

\*Note: Percentages do not equal 100 because participants could check all that apply



# Primary Profession\*

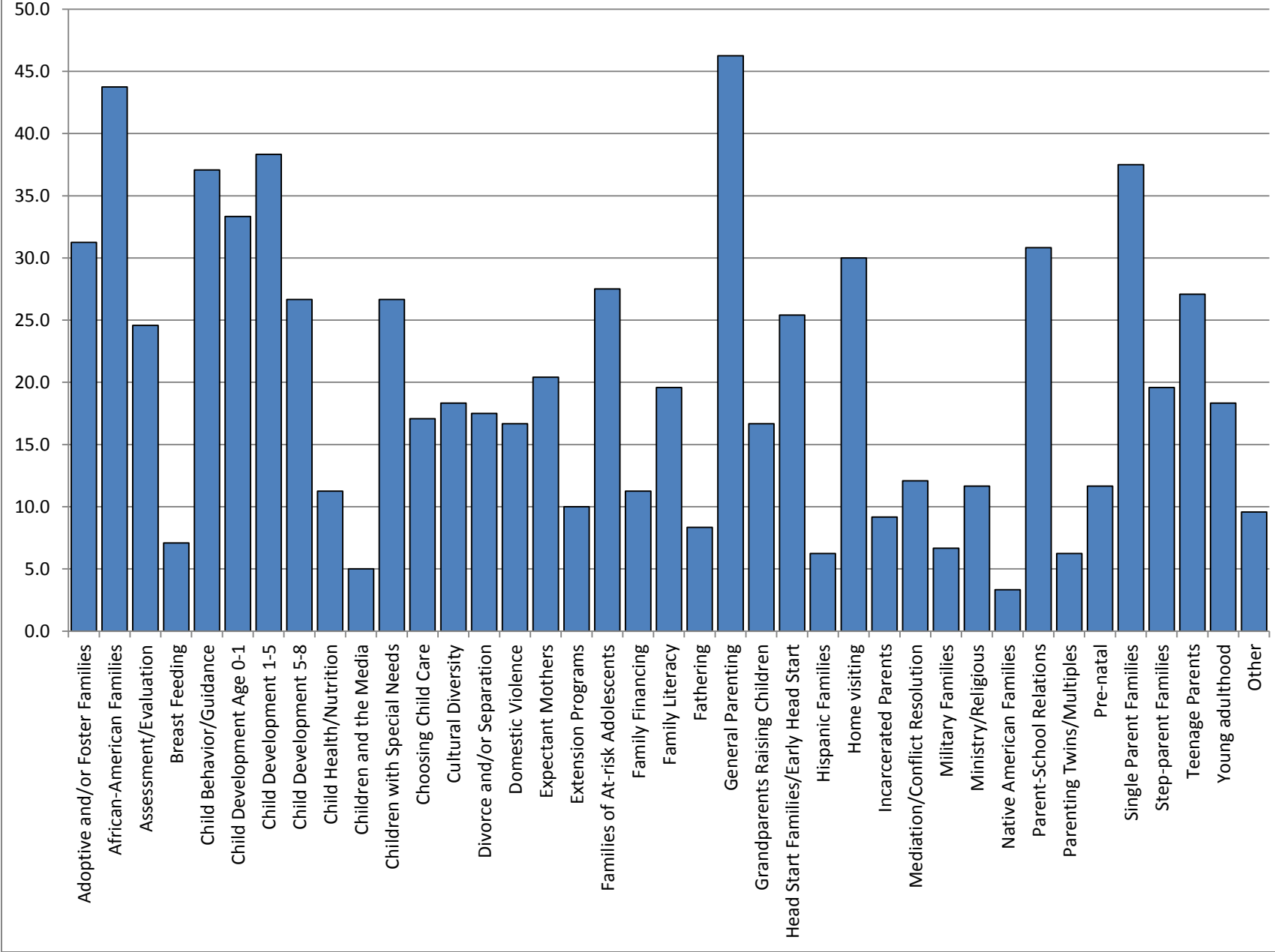


\*Note: Percentages do not equal 100 because participants could check all that apply.

<b>Experience in the Following Areas</b>	<b>N</b>	<b>%</b>
Adoptive and/or Foster Families	75	31.3
African-American Families	105	43.8
Assessment/Evaluation	59	24.6
Breast Feeding	17	7.1
Child Behavior/Guidance	89	37.1
Child Development Age 0-1	80	33.3
Child Development 1-5	92	38.3
Child Development 5-8	64	26.7
Child Health/Nutrition	27	11.3
Children and the Media	12	5.0
Children with Special Needs	64	26.7
Choosing Child Care	41	17.1
Cultural Diversity	44	18.3
Divorce and/or Separation	42	17.5
Domestic Violence	40	16.7
Expectant Mothers	49	20.4
Extension Programs	24	10.0
Families of At-risk Adolescents	66	27.5
Family Financing	27	11.3
Family Literacy	47	19.6
Fathering	20	8.3
General Parenting	111	46.3
Grandparents Raising Children	40	16.7
Head Start Families/Early Head Start	61	25.4
Hispanic Families	15	6.3
Home visiting	72	30.0
Incarcerated Parents	22	9.2
Mediation/Conflict Resolution	29	12.1
Military Families	16	6.7
Ministry/Religious	28	11.7
Native American Families	8	3.3
Parent-School Relations	74	30.8
Parenting Twins/Multiples	15	6.3
Pre-natal	28	11.7
Single Parent Families	90	37.5
Step-parent Families	47	19.6
Teenage Parents	65	27.1
Young adulthood	44	18.3
Other	23	9.6

\*Note: Percentages do not equal 100 because participants could check all that apply

# Experience in the Following Areas\*

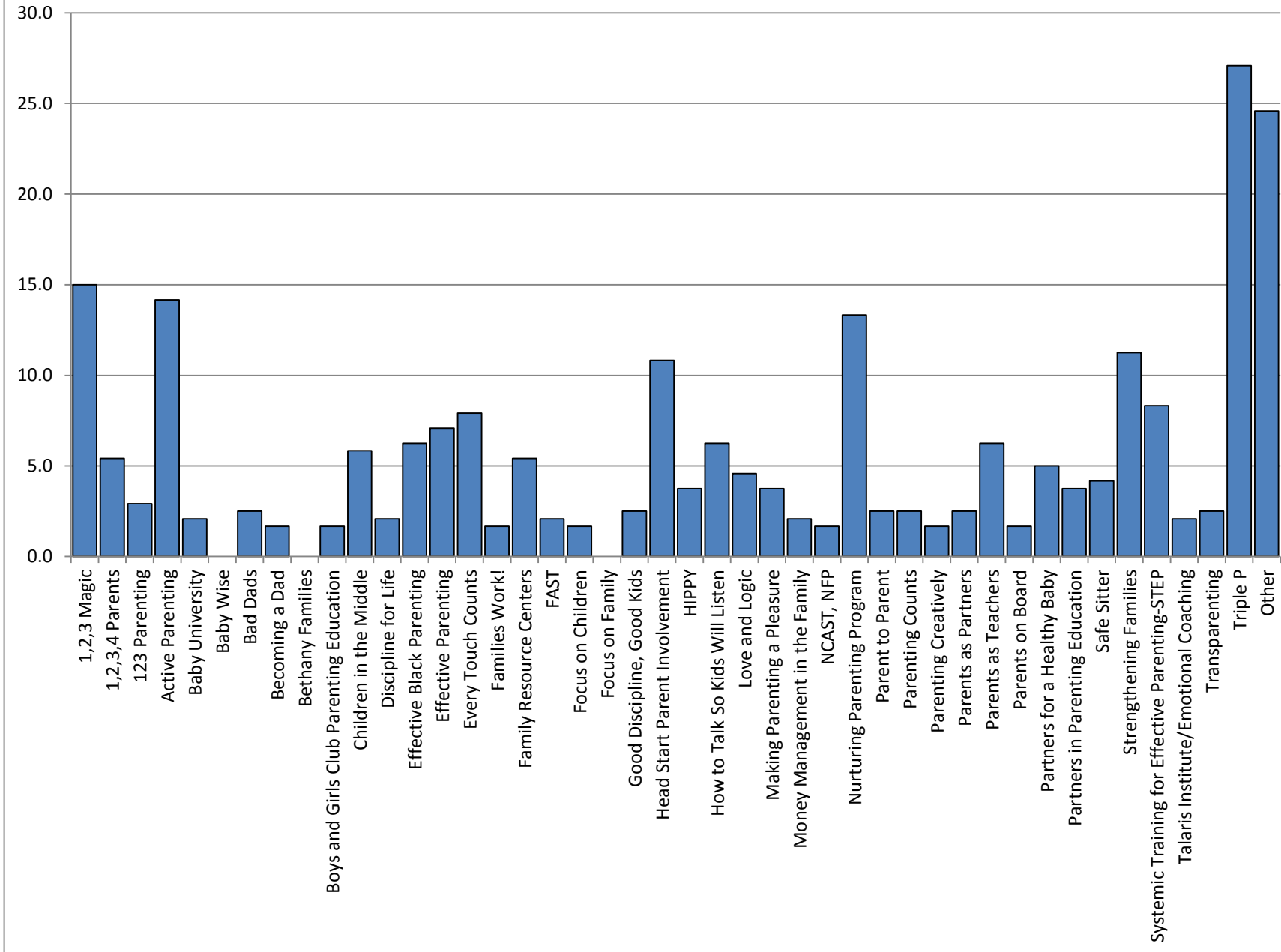


\*Note: Percentages do not equal 100 because participants could check all that apply.

<b>Curricula/Models</b>	<b>N</b>	<b>%</b>
1,2,3 Magic	36	15.0
1,2,3,4 Parents	13	5.4
123 Parenting	7	2.9
Active Parenting	34	14.2
Baby University	5	2.1
Baby Wise	0	0.0
Bad Dads	6	2.5
Becoming a Dad	4	1.7
Bethany Families	0	0.0
Boys and Girls Club Parenting Education	4	1.7
Children in the Middle	14	5.8
Discipline for Life	5	2.1
Effective Black Parenting	15	6.3
Effective Parenting	17	7.1
Every Touch Counts	19	7.9
Families Work!	4	1.7
Family Resource Centers	13	5.4
FAST	5	2.1
Focus on Children	4	1.7
Focus on Family	0	0.0
Good Discipline, Good Kids	6	2.5
Head Start Parent Involvement	26	10.8
HIPPY	9	3.8
How to Talk So Kids Will Listen	15	6.3
Love and Logic	11	4.6
Making Parenting a Pleasure	9	3.8
Money Management in the Family	5	2.1
NCAST, NFP	4	1.7
Nurturing Parenting Program	32	13.3
Parent to Parent	6	2.5
Parenting Counts	6	2.5
Parenting Creatively	4	1.7
Parents as Partners	6	2.5
Parents as Teachers	15	6.3
Parents on Board	4	1.7
Partners for a Healthy Baby	12	5.0
Partners in Parenting Education	9	3.8
Safe Sitter	10	4.2
Strengthening Families	27	11.3
Systemic Training for Effective Parenting-STEP	20	8.3
Talaris Institute/Emotional Coaching	5	2.1
Transparenting	6	2.5
Triple P	65	27.1
Other	59	24.6

\*Note: Percentages do not equal 100 because participants could check all that apply

## Curricula/Models Used in Last 5 Years\*



\*Note: Percentages do not equal 100 because participants could check all that apply.